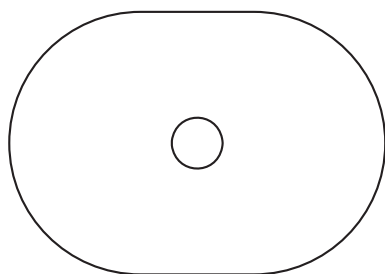


# THASOS BASIN

## NATURAL STONE



### Above counter basin, super-ellipse.

- Solid natural stone, smooth honed finish.
- Matching stone waste included.

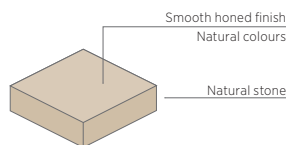
ORDER CODE	191100	Thasos natural stone basin, Smoke
	191101	Thasos natural stone basin, Sand
	191102	Thasos natural stone basin, Midnight
COLOUR	Three natural stone colour options. There may be variations in natural stone and each piece is unique.	
MATERIAL	COLOUR	TYPE OF STONE NORMALLY USED
	Smoke	Sandstone
	Sand	Limestone
	Midnight	Bluestone
TAPHOLE	No taphole.	
WASTE	Waste supplied with basin, matching stone cap.	
OVERFLOW	No overflow.	
WEIGHT	Approximate weight 26 kg.	
FIXING	Always use the actual basin to verify cutout. Use silicone sealant. Do not use epoxy type adhesives.	

## Natural stone



Natural stone colours:  
smoke, sand, midnight


- Our stone basins are beautifully handcrafted from solid natural stone with a smooth honed finish. They come with a matching stone waste.
- Natural stone has been used in bathrooms for thousands of years and is extremely durable and easy to clean.
- The natural colours and variations of stone offer depth and subtlety. They have a presence that adds a mood of rawness and authenticity.
- Each piece is unique, just as nature intended.
- Natural stone needs to be sealed every 2-3 years to maintain its optimum appearance.




AVAILABLE FOR



Basins



NATURAL STONE **SMOKE**



NATURAL STONE **SAND**



NATURAL STONE **MIDNIGHT**

# SEIMA

bathroom | kitchen | laundry

seima.com.au

### Please note

- All measurements are in millimetres.
- Dimensions are nominal and subject to normal manufacturing variations of ±5mm.
- Fixing: Use silicone sealant. DO NOT USE EPOXY TYPE ADHESIVES.
- Always use the actual basin to verify cutout.
- Specifications may vary without notice as part of our continuous improvement practices.
- Clean with a damp cloth. Do not use abrasive cleaners, liquids or pastes.

thasos-ds | v 4.0

# Natural stone basins

## Care and maintenance guide

---

### Tips for looking after your natural stone basin

The honed surface of your natural stone basin is already sealed when you receive it. This means your basin has been treated with a water-repellent sealant that has penetrated the surface of the stone to help repel liquids.

Your natural stone basin is durable but needs care to preserve its beauty. Here are some basic guidelines:

- For daily maintenance, clean the natural stone surface with a **soft cloth and warm soapy water** or use a professional non-abrasive PH-neutral stone cleaner. Rinse, then dry with a soft cloth.
- Seal the surface of your basin at least **every 2 years** using a water-based sealer for natural stone.
- We recommend that you use professional stone sealing products such as **Lithofin MN Stain-Stop**.

### Sealing the surface

The basin has already been sealed after manufacture. We recommend that you protect the surface by sealing it with professional stone sealer at least every 2 years. Follow the stone sealer manufacturer's instructions carefully.

The instructions below are a guide:

- Clean the basin with a soft cloth and warm water. Do not use acid or alkali cleaners as these may damage the surface.
- Use a hair dryer to dry the surface.
- Using a clean soft cloth, wipe sealant onto the surface of the basin evenly.
- Wait for 10-20 minutes to let the surface dry naturally, then wipe over the surface again. Repeat this process for 2-3 times.
- When the basin is dry, it can be used.

### Caring for natural stone

Natural stone is porous and needs to be sealed so that the surface repels water and other liquids.

- Unsealed stone is susceptible to staining and may absorb moisture.
- Wipe up any spills immediately.
- Do not allow surface deposits to build up on the stone surface, eg soap, salts.
- Thoroughly rinse and dry the stone surface after washing.
- Do not use acid or alkalis on natural stone, including: acidic cleaners, ammonia, abrasive cleaners, vinegar, alcohol, window cleaner, lemon.
- Do not rub the stone surface with abrasive materials or substances. Stone can be scratched by grit and abrasive items. Do not use abrasive pads or cleaning agents, steel wool, metal brushes etc.
- It is possible to hand polish the stone surface using a stone polishing pad. Our natural stone basins come with a semi-matte honed finish, rather than a glossy high polished finish.

---

# SEIMA

bathroom | kitchen | laundry

seima.com.au