
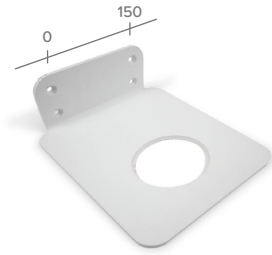




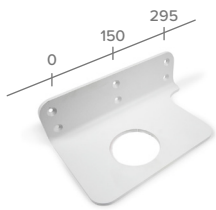
BOWL BRACKET
 L365mm x W300mm x H90mm
 (L14.3in x W11.8in x H3.5in)
 Bowl, Bowl Two Tone, Funl,
 Prism Circle, Stepp Circle, Tubb
**Ensure mounted before tiling*



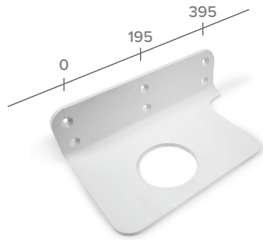
BOX BRACKET
 L350mm x W505mm x H100mm
 (L13.7in x W19.8in x H3.9in)
 Box, Box Two Tone, Prism Rectangle,
 Stepp Rectangle, Vesl Rectangle
**Ensure mounted before tiling*




CUBE BRACKET
 L320mm x W250mm x H95mm
 (L12.5in x W9.8in x H3.7in)
 Cube Basin
**Ensure mounted before tiling*




SHELF 01 BRACKET
 L192mm x W285mm x H92mm
 (L7.5in x W11.2in x H3.6in)
 Shelf 01 Basin
**To be mounted after tiling*




SHELF 02 BRACKET
 L242mm x W445mm x H92mm
 (L9.5in x W17.5in x H3.6in)
 Shelf 02 Basin
**To be mounted after tiling*




SHELF 03 BRACKET
 L342mm x W505mm x H74.5mm
 (L13.4in x W19.8in x H2.9in)
 Shelf 03 Basin
**To be mounted after tiling*



SHELF OVAL BRACKET
 L342mm x W310mm x H92mm
 (L13.4in x W12.2in x H3.6in)
 Shelf Oval Basin
**To be mounted before tiling*



HERBERT BRACKET
 L297mm x W305mm x H122mm
 (L11.6in x W12.0in x H4.8in)
 Herbert Basin
**To be mounted after tiling*



VESL SQUARE BRACKET
 L350mm x W300mm x H100mm
 (L13.7in x W11.8in x H3.9in)
 Vesl Square Basin
**Ensure mounted before tiling*



L BRACKETS:
 To secure Stand or Cylinder to wall

SPEC INFO

Powdercoated white aluminium wall hang bracket. Supplied with fixings for timber/masonry walls.

THICKNESS

Wall Hang Bracket: 8mm (0.3in)
 L Bracket: 3mm (0.1in)

WEIGHT

Wall Hang Bracket: 10kg (22lbs)
 L Bracket: <250g (0.5lbs)

INSTALLATION

Timber Wall: tiny.cc/udkhlz
 Masonry Wall: tiny.cc/Ogkhlz

Note: top measurements are fixing points for timber frame walls (mm).